

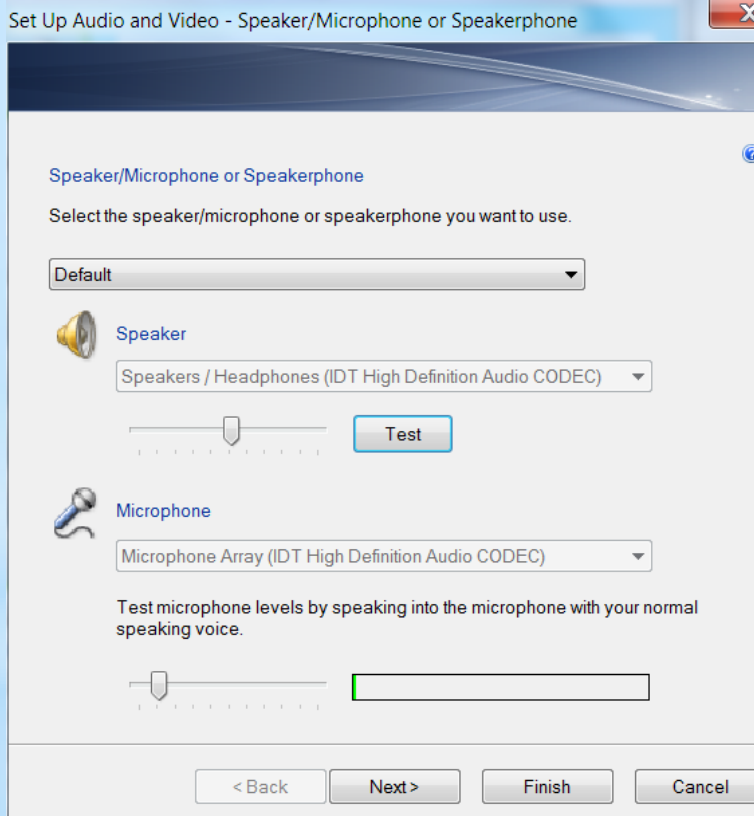
*Video Conference – Using PCs

- *Microsoft Live Messenger
- *Google Talk/Chat
- *Skype

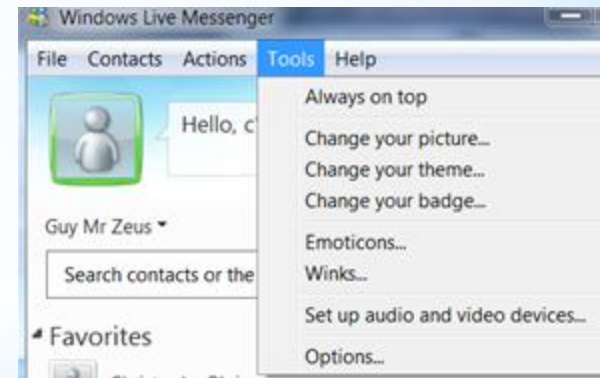
* Microsoft Messenger

* Start Messenger

* Under Tools – Setup Audio/Video

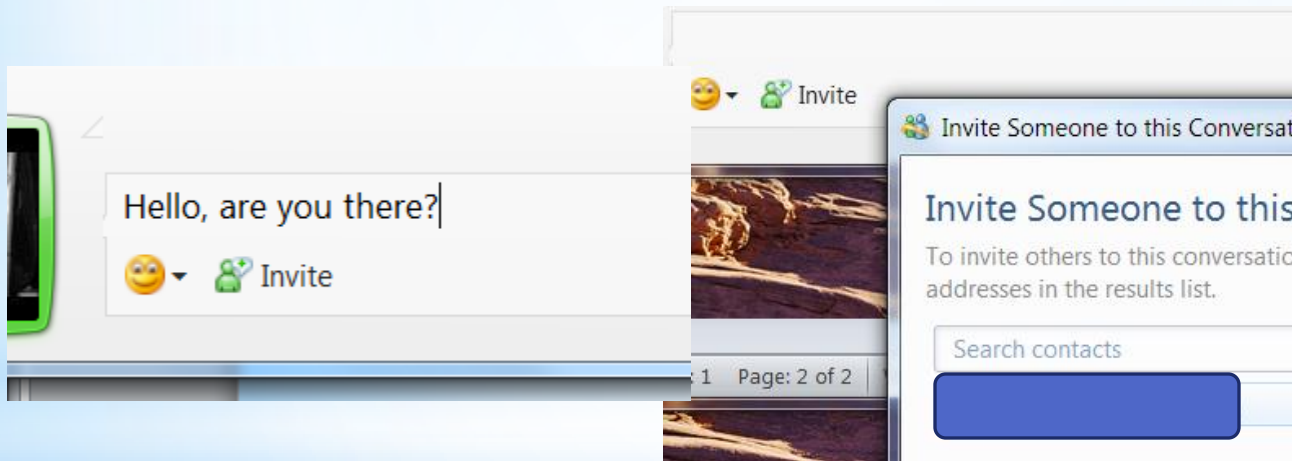
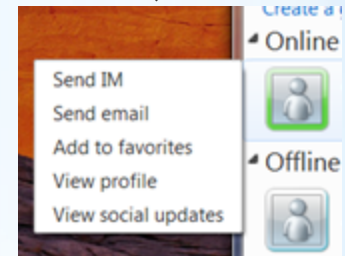


Test



* Instant Messages

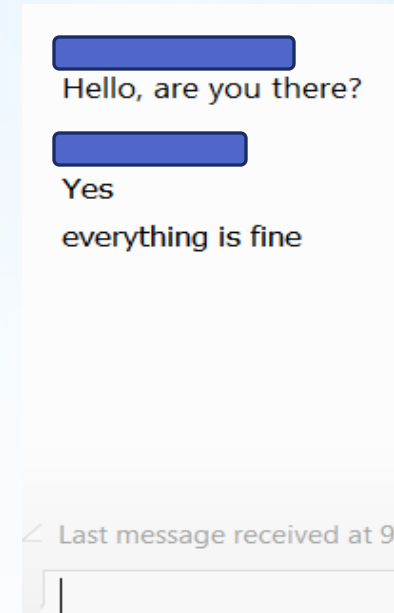
- * Messenger shows status of contacts (On/Off line)
- * Hover the mouse over an Online contact
- * Select action (Send IM)
- * Invite someone – Available



- * Start conversation – Receiver get a ring

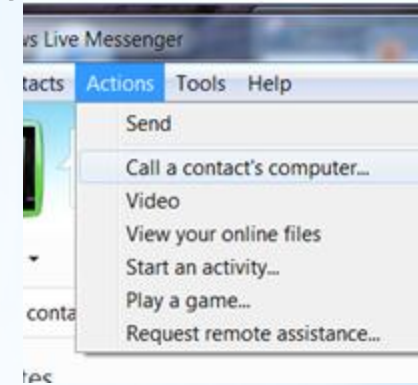
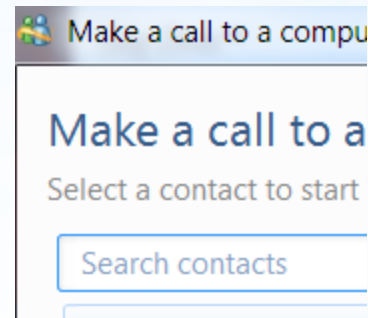
* Instant Messages

- * Continue conversation – messages are listed
- * This is like Email, except that response
- * Is practically instantaneous



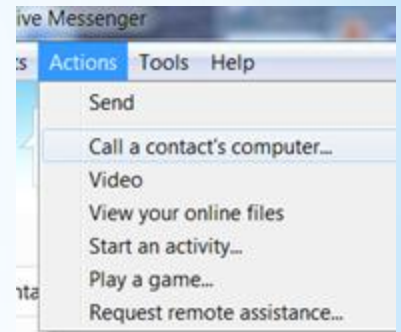
*Voice Calls

- * In Action Menu, select “Call a contact Computer”
- * Select a contact
- * Start the call
- * A ring alerts the receiver
- * Start conversation



* Video Conferencing

- * From Actions Menu, select Video, Start a Video
- * Screen shows a real-time video of correspondent
- * As well as a smaller window of your video




* Google Chat

* Go to Google Talk – Download and install both software

Google Select a language [Help](#)

Check out the following ways to chat on the web and on your desktop:

Video and voice plug-in




- Chat within Gmail, iGoogle, and orkut
- All on the web
- PC and Mac

[Learn more »](#)

Install video chat plug-in

Requires Windows XP + or
Mac OS X 10.4 +
Linux

Google Talk software



- Chat from your desktop
- Send and receive files
- PC only

[Learn more »](#)

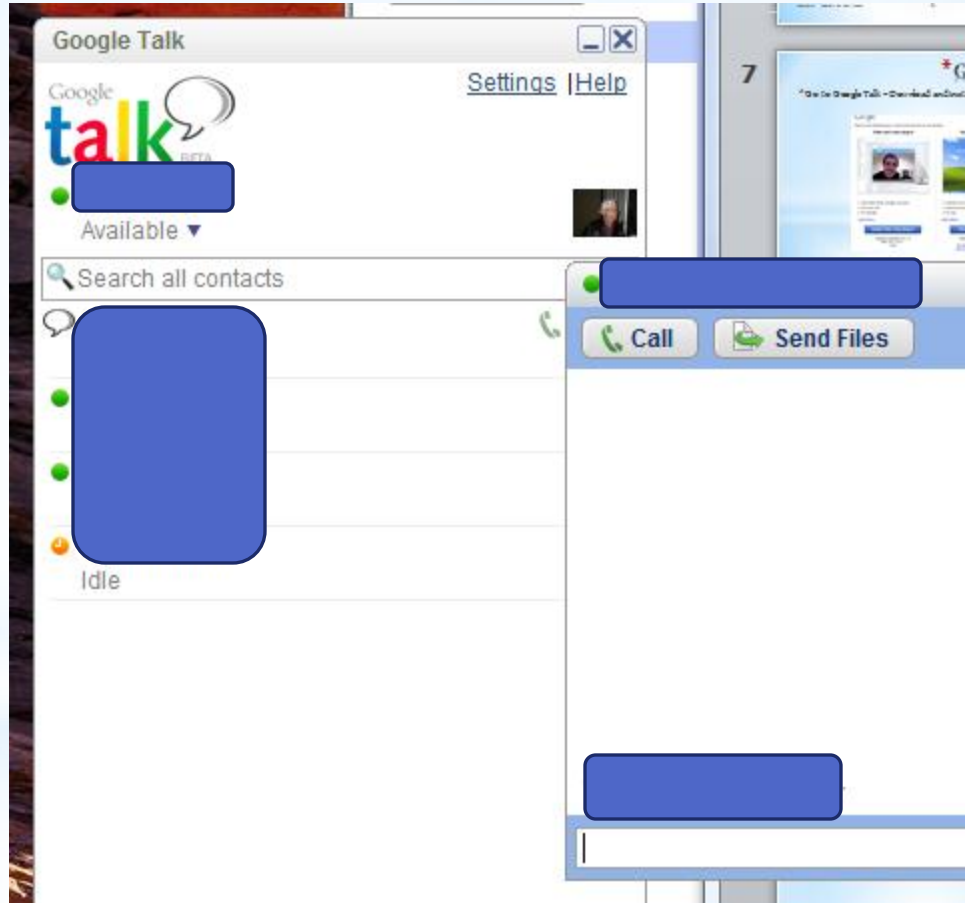
Download Google Talk

Requires Windows XP or later

By downloading, you agree to our [Terms of Service](#) and [Privacy Policy](#)

* Start Google Talk

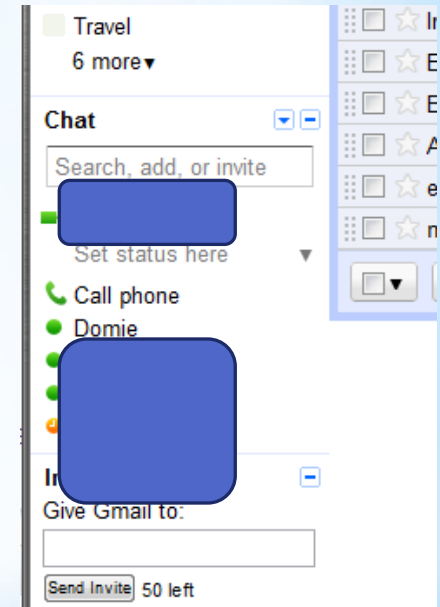
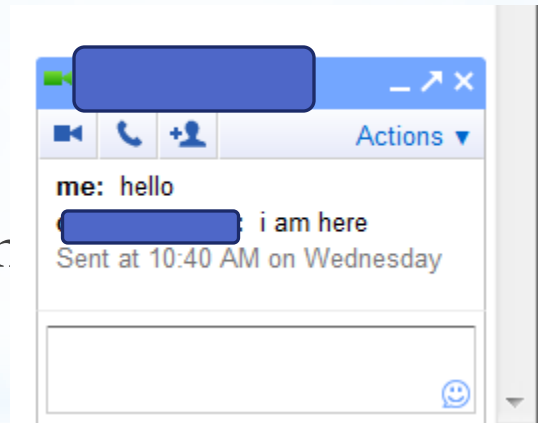
- * Start Google Talk
- * Invite people – Add contacts
- * Green dot – Available
- * Start a Chat or Call
- * Receiver must be logged on Chat and respond to the ring



* Google Video

- * Sign in to Google Mail (Internet)
- * Start Chat – If Camera Icon shows, Video available
- * Start typing conversation
- * Continue typing conversation

- * Start Video call
- * Receiver gets Ring – when responded, screen shows video from both sides





- * Install Skype (Receiver must also have Skype)
- * Start Skype
- * Select Contact – start call or Video

