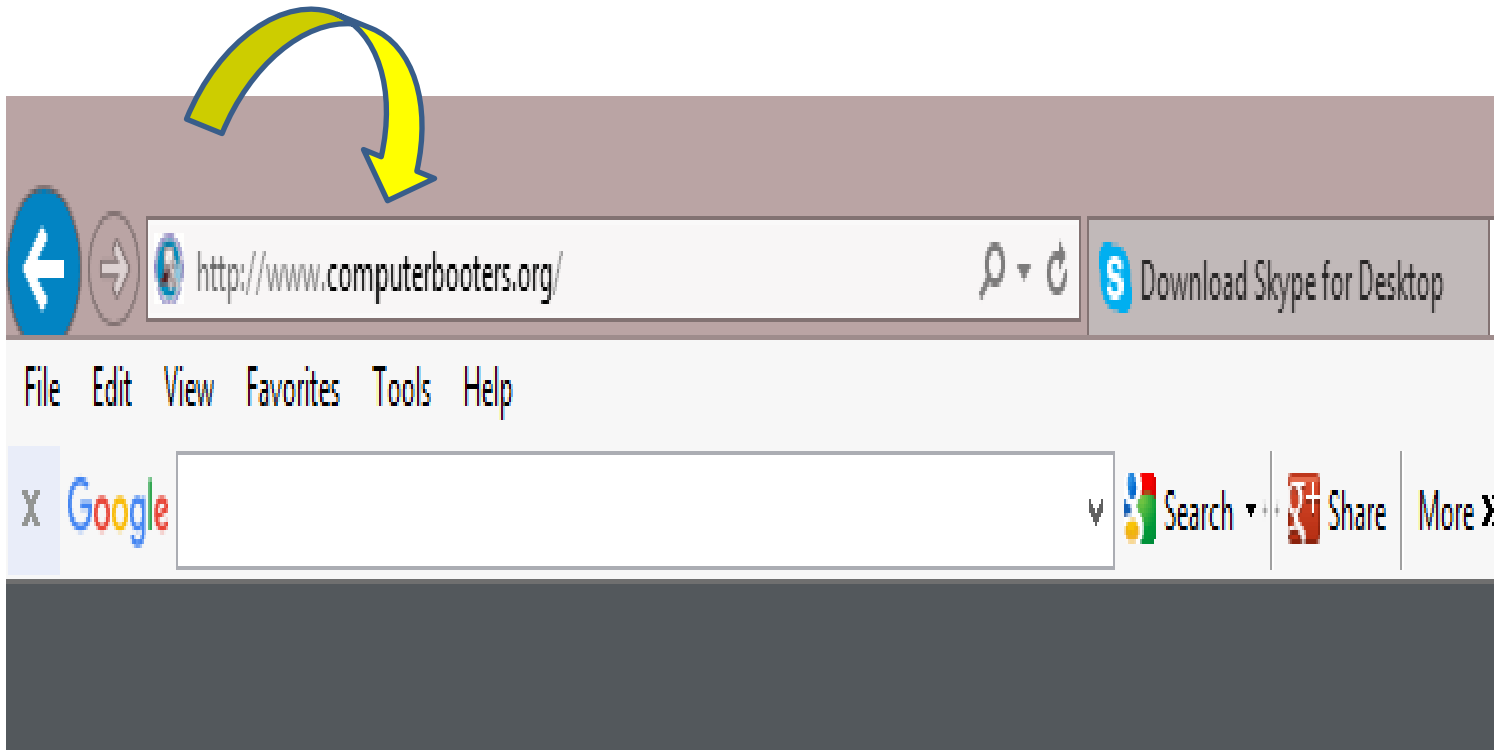


Computer Booters
Skype Class
January 26, 2016



A lot has changed since we first started the Computer Booters here at Sun Lakes. Now phones are more powerful computers than those we first started working with. Tablets, the Cloud, and WiFi have also joined the ranks of computing. Some of us may remember Dick Tracy's wristwatch. Well, that is here as well!







Skype for Beginners - Getting Started

Installing





Time to get a new Skype app



We've replaced this app with an improved Skype experience. [See what you can do with the new app.](#)

[Download now](#)



[Downloads](#)

[Business](#)

[Rates](#)

[Help](#)

[Sign in](#)

[Join us](#)

Use one Skype account across all your devices...



Computer



Mobile



Tablet



Home phones



TV



More devices

Skype for Windows

Download the familiar app with all of Skype's features in one place.

Get Skype for Windows ↓

With the Skype app, you can do more together:

- ✓ Message, voice and video call, all from one app.
- ✓ Get everyone together with free group video calls.
- ✓ Send pictures and files, or share your screen.
- ✓ Translate your calls and messages to speak with anyone around the world.

Or you can Preview Skype's integration on Windows 10.

Try the Preview of Messaging, Phone and Skype video apps today which enables you to make quick free calls and send messages without needing to download anything.

[System requirements](#)





Upgrade now to Skype for Windows Desktop

On 7, July, 2015 we will be turning off Skype for modern Windows. To get the most out of Skype, including group video calls, screen sharing and more, please [download Skype for Windows desktop](#).

If you're using a Windows RT tablet and can't install desktop applications, you don't need to do anything – the modern app will continue to work for you after July 7.

To continue using Skype on any other Windows device, you need to download and install Skype for Windows desktop, then uninstall Skype for modern Windows. Find out how with [this guide to upgrading](#) from one app to the other.

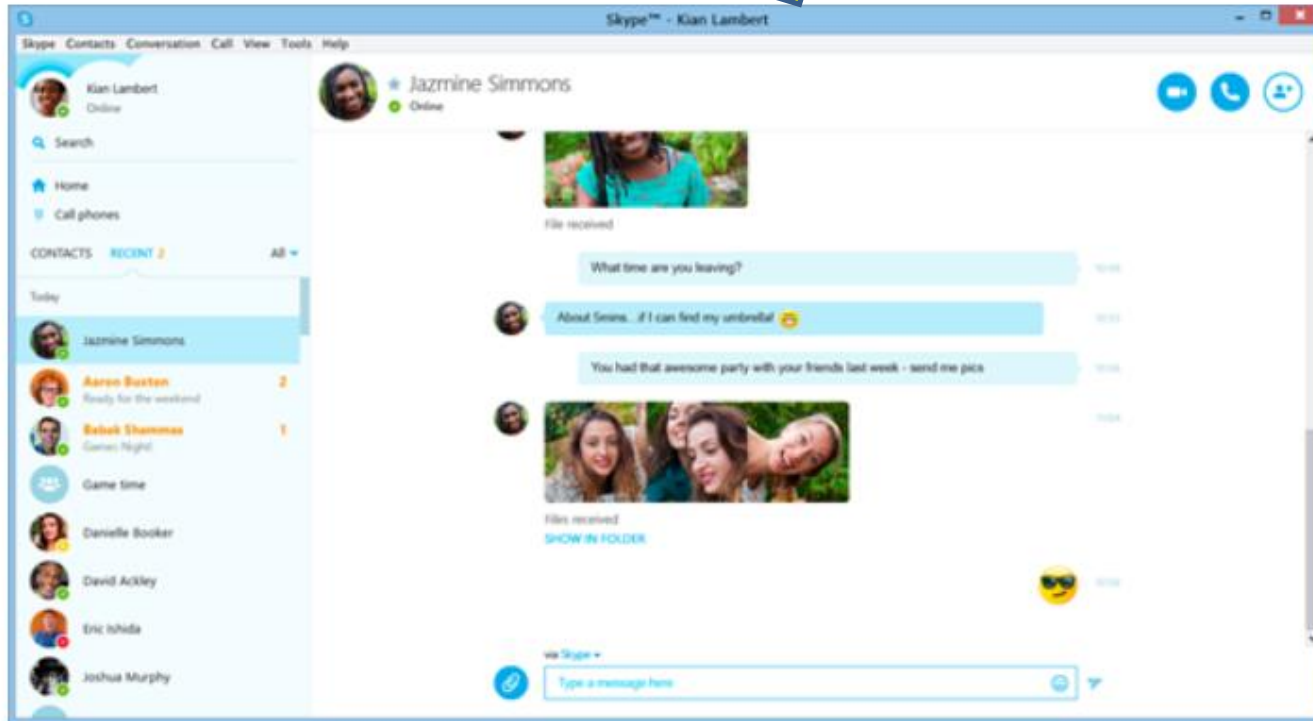
Download Skype

If you're using Skype for modern Windows (the version that's going away), then your Skype experience looks like this:



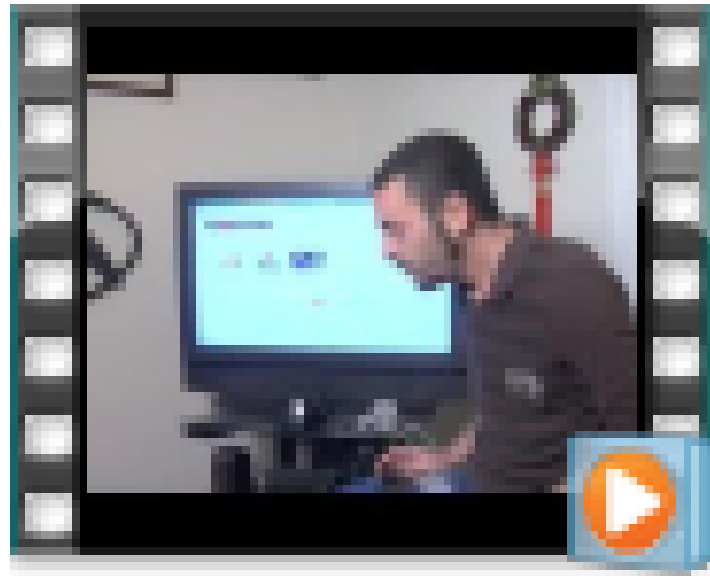
When you've upgraded to Skype for Windows desktop, your Skype experience will look like this:

When you've upgraded to Skype for Windows desktop, your Skype experience will look like this:



[Learn more](#) about the benefits of upgrading to Skype for Windows desktop.

[Find out](#) what happens to your chat history when you upgrade.




How to Use Skype



Start using your shiny new Skype

Thanks for downloading, now check out our quick setup guide to get started.

 Problem downloading? [Try again](#)

Skype for Windows desktop setup

Step 1

Save the Skype Setup Application to your computer.

Step 2

Find and double click the Skype Setup file then follow the simple steps to complete the installation.

Step 3

Launch the Skype application and sign in with your Skype Name and password.



Skype Click to Call

Make the most of Skype when browsing the web.

Save time. Instantly make calls by clicking numbers with a Skype icon – you'll spot them on most websites.

Make free calls. Next time you are searching for a restaurant, a hotel, anything – just call. Numbers labeled 'free' are no charge.




Install Skype Click to Call



Continue



Updating Skype



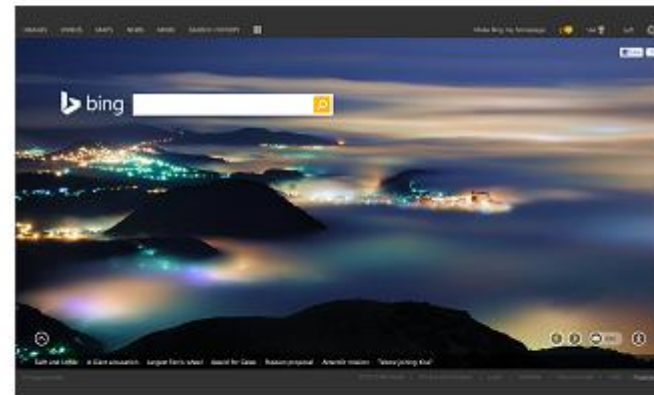
Make Bing your search engine and MSN your homepage.

Get great search results from Bing and the latest news, sports, weather and more from your favorite sources with the new MSN.



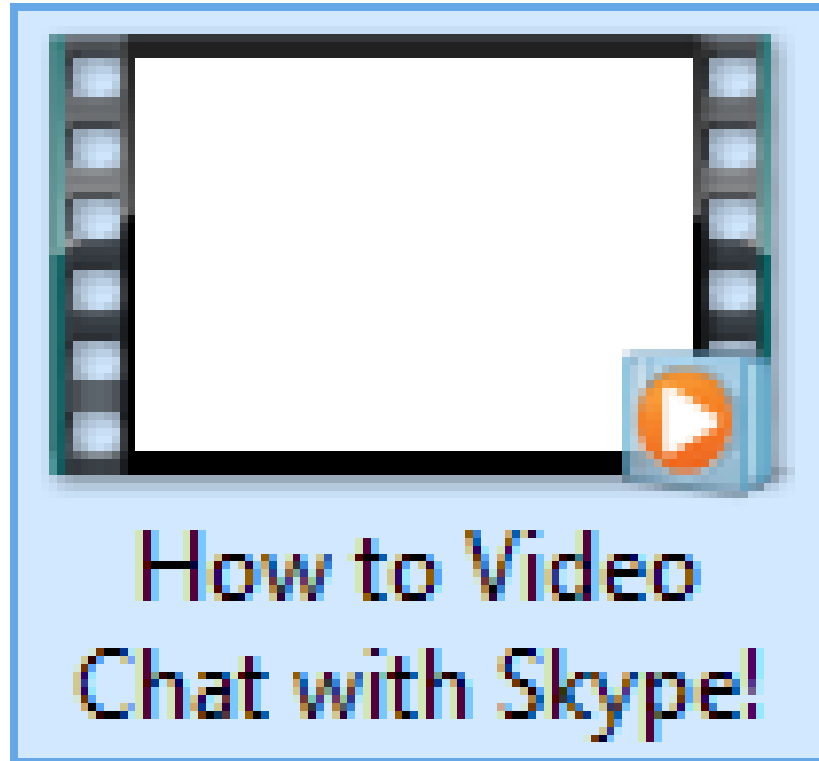
- Make Bing my search engine
- Make MSN my homepage

*Applies to Internet Explorer, Firefox, Chrome and Safari.



By clicking 'Continue' you agree to [Microsoft Service Agreement](#) and [Privacy Policy](#).

Continue



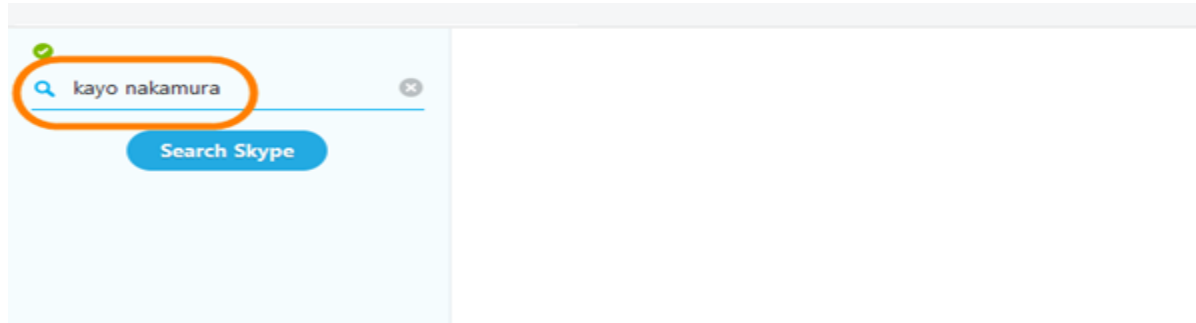
<https://www.youtube.com/watch?v=ltl0xcyDoNQ>

How do I find my friends and add them as contacts?

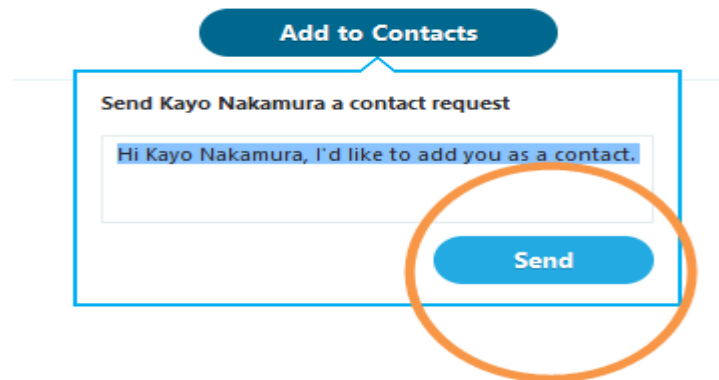
It's easy to find a friend and add them as a contact. You can search using a real name, but you'll find it easier if you know their Skype Name or email address.

To find and add a new contact:

1. Click search  and type the name, Skype Name or email address of the person you want to add.



2. Click **Search Skype**.
3. Select your friend from the search results and click **Add to Contacts**.
4. Type a quick note to introduce yourself and then click



Send.

Links for Skype

Skype Download - <https://www.skype.com/>

iPhone - <http://www.skype.com/en/download-skype/skype-for-iphone/>

Android - <http://www.skype.com/en/download-skype/skype-for-android/>

iPad - <https://support.skype.com/en/faq/FA11009/making-a-video-call-ipad>

Adding Contacts - <https://support.skype.com/en/faq/FA3281/how-do-i-find-my-friends-and-add-them-as-contacts>

